

LONG ISLAND UNIVERSITY

FACTS IN BRIEF

2007-2008

**Fall 2007 Student Enrollment
Credit and Non-credit**

	Undergraduate	Graduate	Continuing ¹ Education	Total
Brooklyn	4,144	2,128	1,170	7,442
Pharmacy	998	904	1,976	3,878
C.W. Post	5,418	2,943	–	8,361
C.W. Post (Greenvale)	–	–	2,260	2,260
Brentwood	74	626	230	930
Riverhead	–	215	284	499
Rockland	–	404	150	554
Westchester	–	246	–	246
Total	10,634	7,466	6,070	24,170²

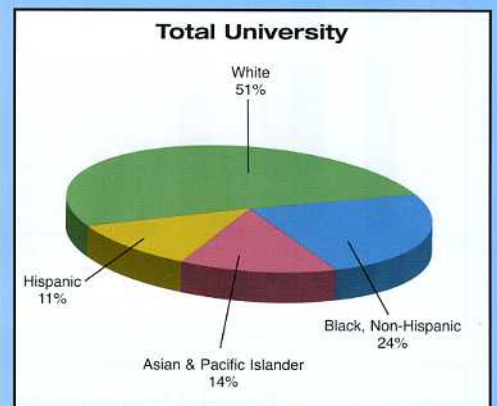
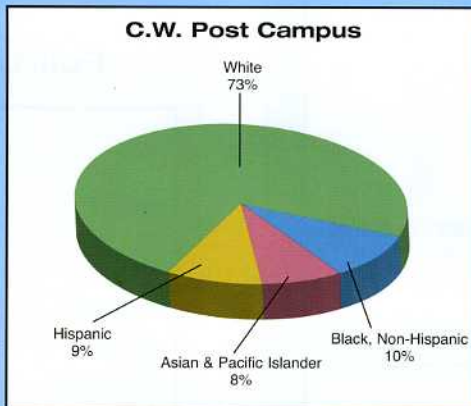
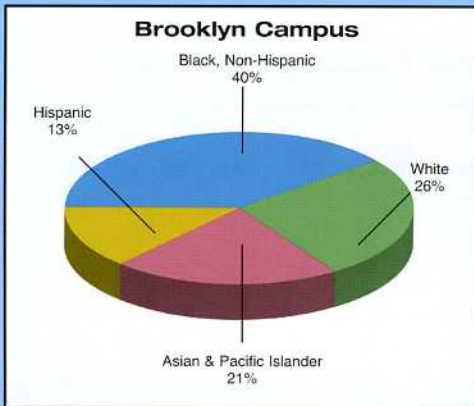
¹ Continuing Education counts are estimated. Riverhead's total includes students enrolled at Southampton.

² This number includes high school students enrolled in one or more degree-credit courses.

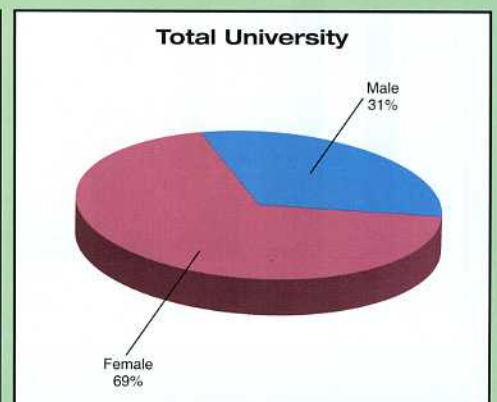
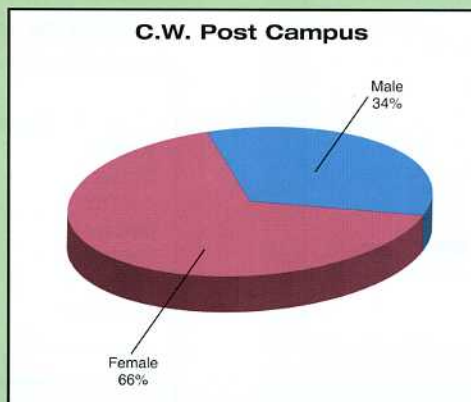
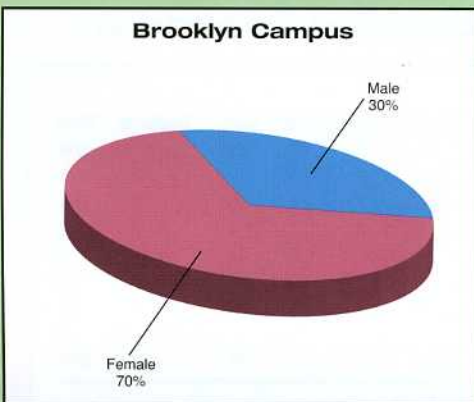
**Fall 2007 Student Enrollment
Full- and Part-time**

	Undergraduate		Graduate	
	Full-time	Part-time	Full-time	Part-time
Brooklyn	81%	19%	41%	59%
Pharmacy	99%	1%	86%	14%
C.W. Post	86%	14%	39%	61%
Brentwood	68%	32%	34%	66%
Riverhead	–	–	24%	76%
Rockland	–	–	37%	63%
Westchester	–	–	38%	62%

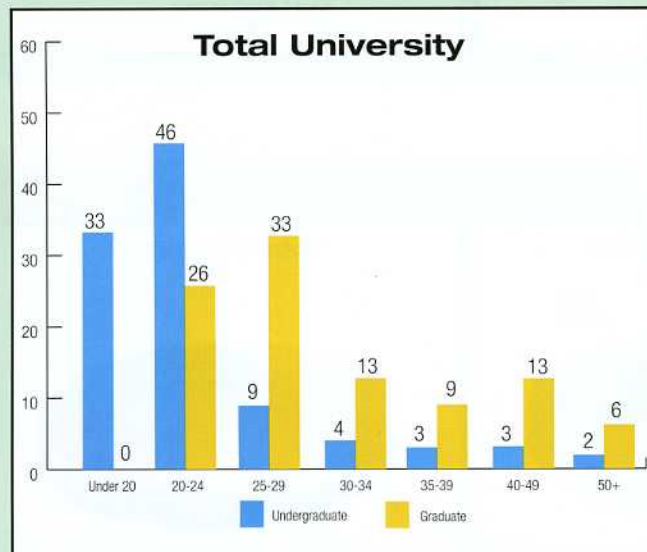
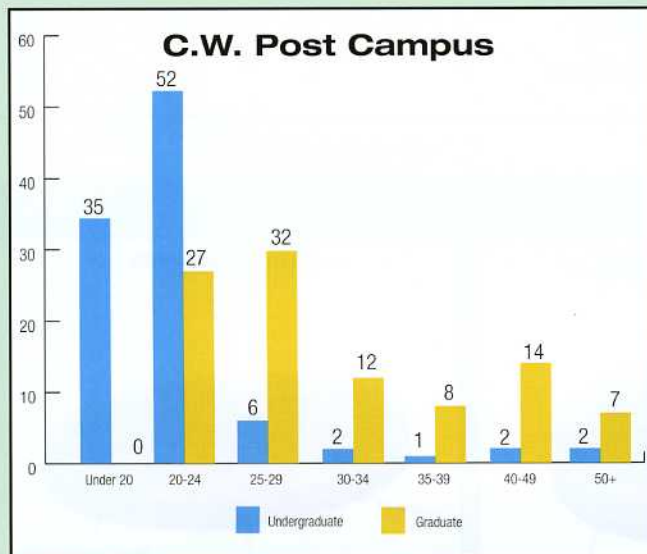
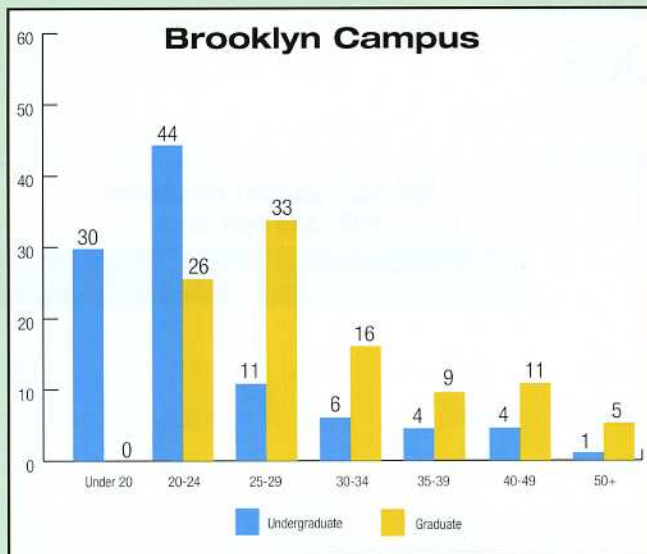
Student Diversity



Student Gender



Student Age (percentage in each age group)



Living Alumni

Brooklyn ¹	49,950
Pharmacy	9,991
C.W. Post ²	96,462
Southampton ³	9,158
Friends World/Global College	1,387
Total	166,948

¹ Includes Westchester

² Includes Brentwood and Rockland

³ Includes Riverhead

Average Class Size Student/Faculty Ratio

	Average Undergraduate Class Size ¹	Average Graduate Class Size ¹	Overall Student/Faculty Ratio
Brooklyn	20	14	12:1
C.W. Post	20	15	12:1

¹ Includes lectures and seminars but not tutorials and independent study courses.

Full-time Faculty by Rank

	Prof.	Assoc. Prof.	Assist. Prof.	Instr.	Visiting	Total
Brooklyn	76	82	86	8	4	256
Pharmacy	8	15	31	0	0	54
C.W. Post	115	116	88	4	6	329
Brentwood	2	0	0	0	0	2
Riverhead	0	1	2	2	1	6
Westchester	2	0	4	0	0	6
Total	203	214	211	14	11	653

Degree and Certificate Programs Registered by the New York State Education Department

	Assoc.	Bach.	Dual	Master	Cert.	Doctoral	Total
Brooklyn	4	78	8	93	22	3	208
Pharmacy	-	-	-	3	-	2	5
C.W. Post	1	104	52	76	20	2	255
Brentwood	-	1	-	17	4	-	22
Riverhead	-	-	-	4	1	-	5
Rockland	-	-	-	19	6	-	25
Westchester	-	-	-	33	22	-	55
Total	5	183	60	245	75	7	575

Degrees Awarded September 1, 2006 to August 31, 2007

	Brooklyn	Pharmacy	C.W. Post	Brentwood	Rockland	Southampton	Westchester	Total
Associate's degrees	35	-	2	-	-	-	-	37
Bachelor's degrees	693	-	899	10	-	64	-	1,666
Master's degrees	696	44	1,091	391	185	52	89	2,548
Certificates	32	-	119	1	5	4	6	167
Doctoral degrees	53	3	19	-	-	-	-	75
First-professional degrees	-	193	-	-	-	-	-	193
Total	1,509	240	2,130	402	190	120	95	4,686

Note: Dual degrees awarded are counted as separate bachelor's and master's degrees.

Student Costs¹

	Tuition		Room	Board
	Undergraduate	Graduate		
Brooklyn	\$771/credit	\$835/credit	\$5,960	\$3,450
Pharmacy	\$24,700/academic year	\$969/credit	\$5,960	\$3,450
C.W. Post	\$24,700/academic year	\$835/credit	\$6,320	\$3,280
Brentwood	\$771/credit	\$835/credit	-	-
Riverhead	-	\$835/credit	-	-
Rockland	-	\$835/credit	-	-
Westchester	-	\$835/credit	-	-

¹Rates do not include University fees ranging from \$110 to \$525 and fees for student activities and specific programs. Tuition rates may differ for certain programs. Full-time tuition rates and room and board charges are per academic year. Room and board costs are for double occupancy and 14 meals per week.

Average Adjusted Gross Family Income of Students Receiving Financial Aid¹

Brooklyn	\$37,450
Pharmacy	\$57,440
C.W. Post	\$70,865

¹Figures are estimated

Students in Credit Programs Receiving Financial Aid, Including Student Loans¹

	Undergraduate	Graduate
Brooklyn	90%	85%
Pharmacy	90%	85%
C.W. Post	85%	45%

¹Figures are estimated

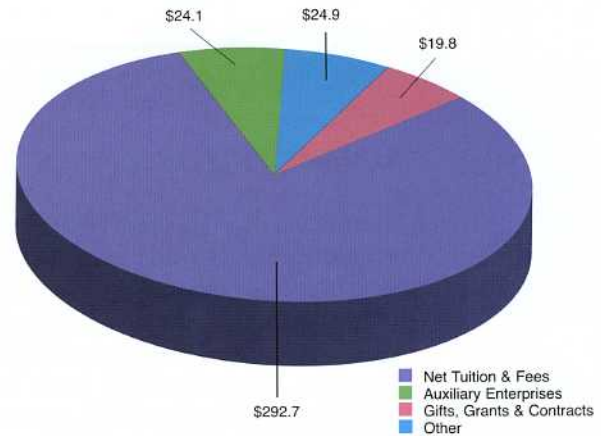
University Unrestricted Revenues and Expenses Year Ended August 31, 2007

Operating Revenues (in millions)

Tuition & Fees (net of approx. \$57 million of institutional financial aid)	\$ 292.7
Auxiliary Enterprises	\$ 24.1
Gifts, Grants & Contracts	\$ 19.8
Other*	\$ 24.9

Total Operating Revenues **\$ 361.5**

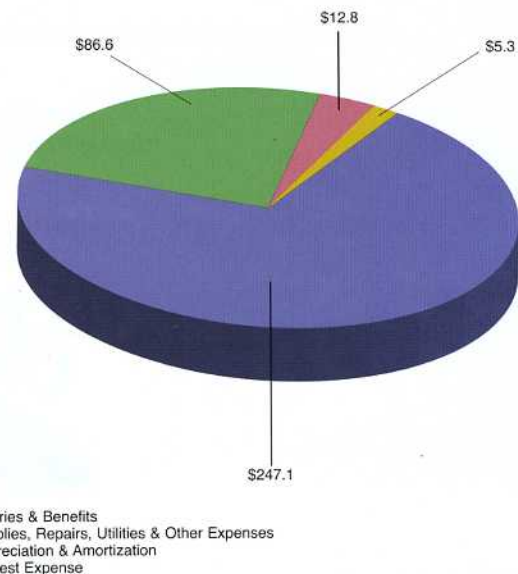
* Includes \$6.6 million from gain on sale of Southampton Campus.



Operating Expenses (in millions)

Salaries & Benefits	\$ 247.1
Supplies, Repairs, Utilities & Other Expenses	\$ 86.6
Depreciation & Amortization	\$ 12.8
Interest Expense	\$ 5.3

Total Operating Expenses **\$ 351.8**



	Employees		
	Full-time	Part-time	Total
Faculty (including Librarians)	653	1,114	1,767
Administration	857	59	916
Clerical/BI-weekly	378	364	742
Maintenance	311	0	311
Graduate Assistants/ Teaching Fellows	–	259	259
Total	2,199	1,796	3,995

LONG ISLAND UNIVERSITY

In its ninth decade of providing access to the American dream through excellence in higher education, Long Island University is a multicampus, diverse, doctoral institution of higher learning. One of the largest and most comprehensive private universities in the country, Long Island University offers over 550 undergraduate, graduate and doctoral degree programs and certificates, and educates over 24,000* credit-seeking and continuing education students in Brooklyn, Brookville (C.W. Post), Brentwood, Riverhead, Rockland, Westchester and Southampton. The Arnold & Marie Schwartz College of Pharmacy and Health Sciences prepares students for successful careers in the fields of pharmacy and health care. The University's Global College offers a wide range of study abroad options at overseas centers in China, Costa Rica, Japan and South Africa.

Long Island University's more than 650 full-time faculty members provide outstanding instruction, which is supplemented by internships and cooperative education opportunities. The accomplishments of nearly 167,000 living alumni are a testament to the success of its mission – providing the highest level of education to people from all walks of life. The University's NCAA Division I and II athletic teams, nationally renowned George Polk Awards in journalism, Tilles Center for the Performing Arts and Long Island University Public Radio Network (WLIU-FM and WCWP-FM) provide enrichment for students and the community.

*This number includes high school students enrolled in one or more degree-credit courses.

*Providing access to the American dream
through excellence in higher education since 1926.*



www.liu.edu